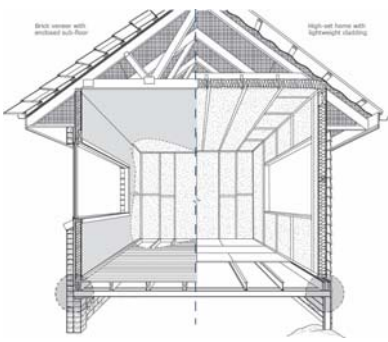


The House as a System

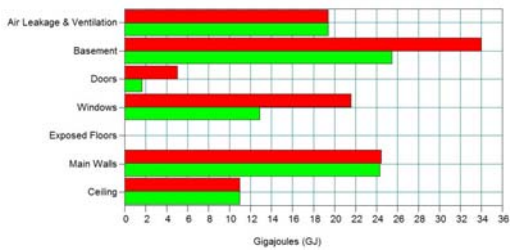


The House is the Sum of all It's Components



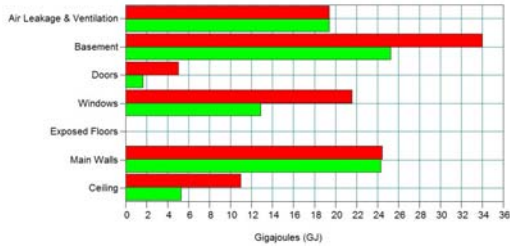
Windows First, or the Basement?

Figure 3. Breakdown of Heat Loss through Building Envelope



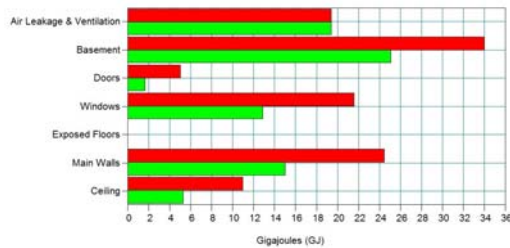
Ceiling From R20 to R50

Figure 3. Breakdown of Heat Loss through Building Envelope



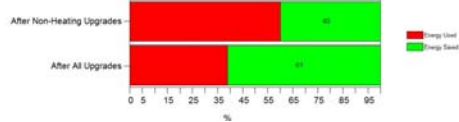
72% of Walls, Added R10

Figure 3. Breakdown of Heat Loss through Building Envelope



Furnace to 95% AFUE efficiency

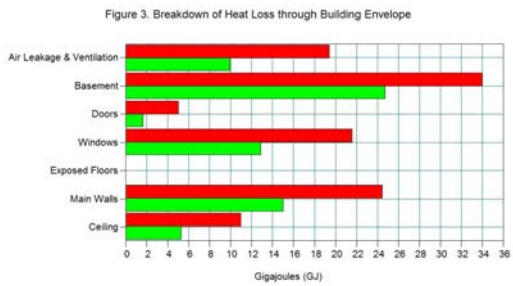
Figure 2. Estimated Percentage of Potential Energy Savings



Too Tight?



Heat Recovery Ventilator



Too Leaky?