


# Rationale for Project

---


- Assist those Communities who are committed to improving their housing conditions
- Provide tools which can assist communities in determining an approach which meets the specific needs of their members.
- Present the wide range of creative strategies being applied by First Nation communities.



# The Benefits of Developing a Community Housing Plan

---


- ✎ Plans result in continuity in the community housing portfolio — they provide hope.
- ✎ Planning allows a community to get a handle on what resources are required.
- ✎ Plans provide a roadmap — allowing the community to see where they are headed.
- ✎ Community (not just leadership) views are integrated into a common statement.
- ✎ Broader social, economic development and community wellness objectives can be integrated. Housing can be the catalyst to change.



# A Community Housing Plan is based on:


---

- ① An honest and realistic assessment of the existing conditions and recognized needs for housing in the community.
- ① The development of a shared vision of what the community's housing will look like in the future.
- ① The development of goals which will guide the community towards the longer term vision.
- ① The development of specific workplans (based on assessment of alternative strategies) which will result in attaining the goals.
- ① Consistent and passionate commitment to implementation of the Plan.



# The Strategic Planning Process





# Getting Started


---

## Key Steps:

- Building Support for Developing a Community Housing Plan
- Forming a Community Circle or Steering Committee
- Confirming Community Involvement in the Planning Process

## Tools:

- Alternative Decision Making Procedures?
- Community Circle Meeting Agenda
- Sample Community Newsletter
- Sample Community Meeting Agenda



# Community Circle Responsibility for Plan Development


---

## Key Steps:

- ✎ Developing an Organization Chart
- ✎ Delegating Responsibilities
- ✎ Defining a Realistic Schedule

## Tools:

- Sample Organisation Chart Options
- Alternative Sub-Committees / Working Groups
- Scheduling Examples



# Knowing Where You Are



## Key Steps:


- Conditional Assessment of Housing
- Assessing the Community Membership
- Assessing Housing Administration

Defining Community Needs



## Tools:




- Housing Assessment Checklists
- Sample Occupant Survey Forms
- Sample Needs Assessment Forms
- Sample Electronic Files



# Knowing Where The Community Wants to Go




## Key Steps:

-  *Defining a Vision for the Future*
-  *Communicating the vision to the community*
-  *Initiating a Community Consultation Process*

## Tools:

- *Alternative Visioning Exercises*
- *Sample Vision Statements / Alternative means of Communicating*
- *Alternative Procedures for Community Consultation*





# Setting Community Goals

---


Servicing  
Renovation / Rehabilitation  
New Housing  
Policies and Procedures  
Maintenance

## Key Steps:

- Defining Long Term Goals
- Defining Interim Goals
- Communicating Goals

## Tools:

- Checklist for Assessing Goal Statement
- Sample Goal Statement from other FN Communities










# Preparing Detailed Workplans / Strategies

## Key Steps:

-  Support Working Groups in their activities

### For each Delegated Task

-  Clarify the Challenges and the Barriers which might Prevent Attaining the Goals
-  Research alternative initiatives / strategies
-  Confirm those strategies which will be recommended
-  Develop detailed workplans guiding implementation of the strategies
-  Clarify the resources which will be required (people, financing, administrative, etc.)
-  Define a schedule governing the implementation



# Workplan Content Issues



## New Home Construction:


Community Design	Availability of serviced Lots
Housing Design Standards	Application Codes / Standards
Construction Options	Plans and Specifications
Tendering Procedures	Costing and Estimating
Project Management	Skill Requirements
Trades Training	Quality Control / Inspections
Pre-Delivery Requirements	Alternative Financing
Life-cycle Analysis	

## Renovation / Rehabilitation:

Developing Specifications	Prioritizing Needs
Tendering Work	Applicable Codes
Construction Options	Plans and Specifications
Costing and Estimating Jobs	Project Management
Quality Control / Inspection	Skill Requirements
Trades Training	

## Maintenance / Occupancy:






Community Standards	Replacement Reserve
Seasonal Scheduling	Preventative Maintenance
Incentives	Record Keeping
Training Requirements	Required Equipment
Agreements	Health Care
Rental Policies	Subsidy Policies
Insurance Requirement	



# Reviewing and Revising the Plan


---

## Key Steps:

-  *Collect and merge the recommended workplans*
-  *Assess the Viability of all activities*
-  *Match proposed activities with financial realities*
-  *Confirm required changes to workplans with working groups*
-  *Refine Community Housing Plan*

## Tools:

- *Sample Plans*



# Confirming Community Support for the Plan


---

## Key Steps:

- ① Prepare a Summary of the proposed Community Housing Plan
- ① Circulate to broader community
- ① Arrange for Community Meeting as Required
- ① Clarify impact of Plan implementation on Community members

## Tools:

- Sample Newsletter
- Sample Community Meeting Agenda




# Implementing & Managing The Plan



## Key Steps:

-  *Mange implementation of the plan*
-  *Monitor Progress*
-  *Respond and revise plan as required*




# Monitoring Progress / Revising the Plan

---







## Key Steps:

- Review Plan implementation on a regular basis
- As required, revise plan
- Arrange for Community Meeting as Required
- Clarify impact of Plan implementation on Community members



# Plans Which Work



-  Based on an acknowledgement that the status quo isn't working / recognition of the need for change
-  Plans are developed by a broad representation of community members
-  Support for innovative approaches to improving housing conditions
-  Plans clarify actions and initiatives to be undertaken over a multi-year period
-  Implementation is monitored in relation to the stated goals.
-  Community champions spearhead the planning process